







Volkswagen Cabriolet DIY Guide

Ignition Coils

Cabriolets: All, except Digifant I

Part Number	Years	Image
171-905-115	1979 to 1984 Up to chassis E-27000 Non-transistorized Points/condenser ignition	
171-905-115A	1984 to ? From chassis E-27001 Non-transistorized Points/condenser ignition	
211-905-115B	1979 to 1984 Up to chassis E-27000 Transistorized Breakerless electronic ignition	
211-905-115D	1984 to 1993 From chassis E-27001 Transistorized Breakerless electronic ignition	

Cabriolets: Digifant I (California only)

Part Number	Information	Image
867-905-105B	Ignition transistor (aka coil pack) Original Tach signal wire is hardwired to Terminal 1	
6N0-905-104	Ignition transistor (aka coil pack) Replacement Majority do not include tach signal wire (see below)	

If your new coil pack does not include the tach wire, cut the blue wire close to the coil and crimp (followed by heat shrink) a ring terminal onto it; install onto Terminal 1 stud (under the cover) as seen below. If the red/black wire is long enough, this wire can be used instead.

