

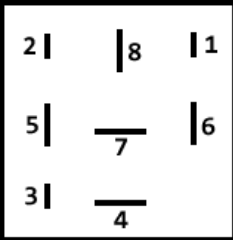


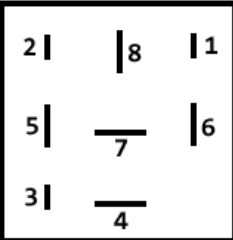
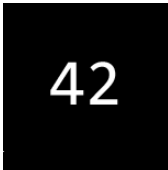
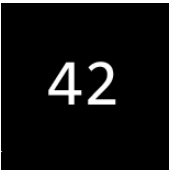
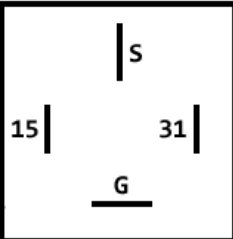


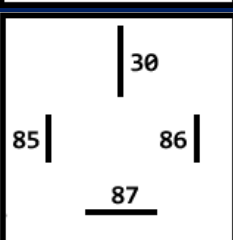


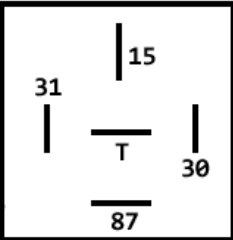
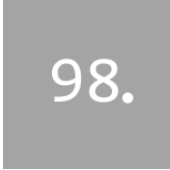
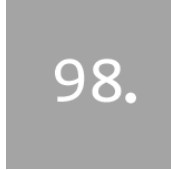
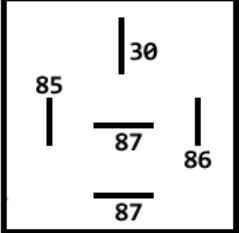



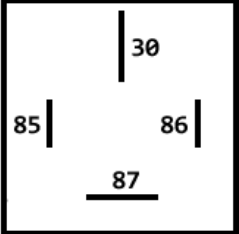

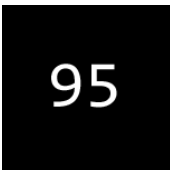
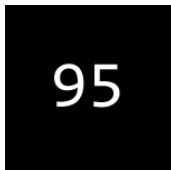
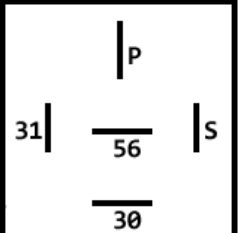


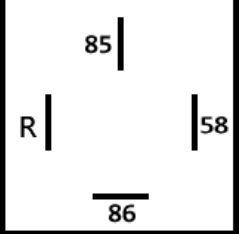


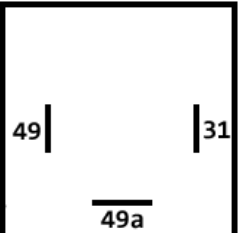




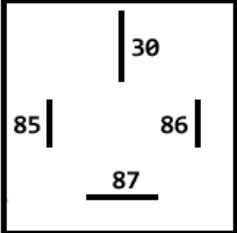


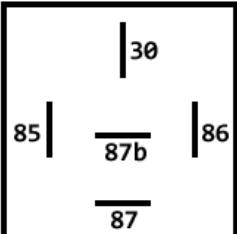


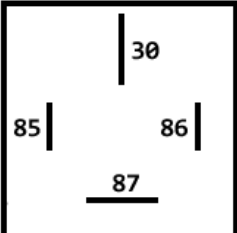


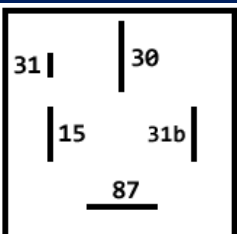


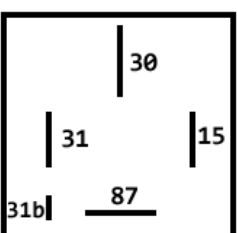




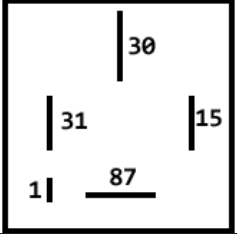


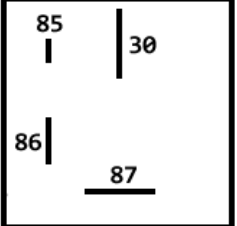
Volkswagen Cabriolet



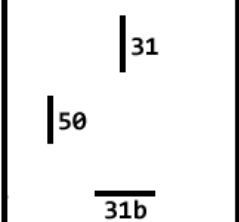


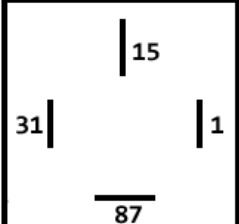


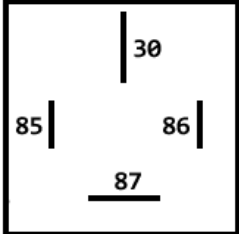


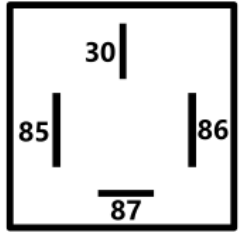

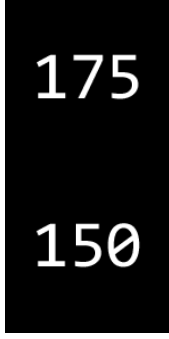
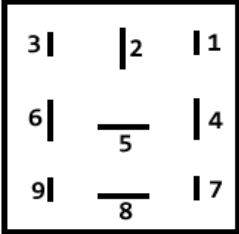
Relay Replacement Guide



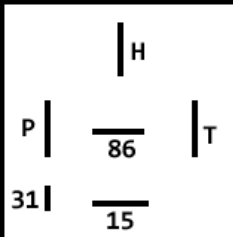



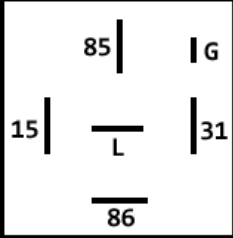




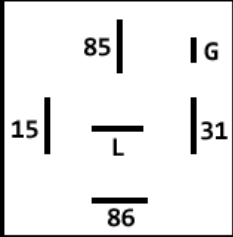


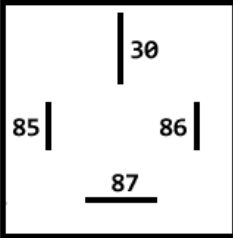


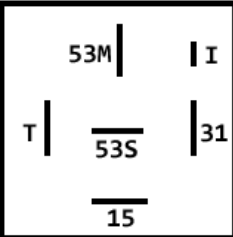


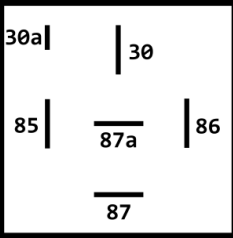



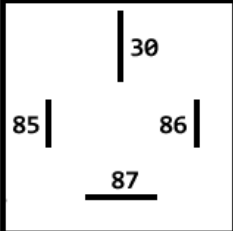
The large numbers printed on the top of the relays applies to OEM relays; aftermarket relays do not usually have these numbers.

Function	Original VW Relay	Supersede VW Relay	Aftermarket Replacements	Pin Layout
Air Conditioning				
1980 - 1982	 VW #161959141	 VW #161959141		
1983 - 1993	 VW #171959141A	 VW #171959141A	Meyle #1009590008 KAE #3.700.110	
Cooling System				
Coolant Low-Level Warning Control Unit	 VW #191919376A	 VW #191919376A	KAE #3.800.100	
Cooling Fan After-run Control Unit 1988 - 1993 40A	 VW #171919505A	 VW #171919505A; 141951253B	Meyle #1009510001	
Cooling Fan Time Control Unit (Digifant)	 VW #191955532A	 VW #191955532A	KAE #3.700.120	

Function	Original VW Relay	Supersede VW Relay	Aftermarket Replacements	Pin Layout
Lighting				
Daytime Running Lights	 VW #701919505	 VW #701919505		
Fog Lamps  40A	 VW #141951253B	 VW #141951253B	Meyle #1009510001	
Headlight Washers 	 VW #701955200	 VW #701955200		
Headlights On Warning Optional upgrade for panel position 7, if currently unused (CE1 panels only)	 Audi #443951307B	 Audi #443951307B	SEAT #1L0951307 Hella #3SB-004-885-02	
Turn Signals & Emergency Flashers	 VW #111953227D, 191953227A	 VW #111953227D, 191953227A; 1H0953227	Meyle #1009530012	

Function	Original VW Relay	Supersede VW Relay	Aftermarket Replacements	Pin Layout
Fuel & Emissions Systems				
Cold Start Enrichment (K-Jetronic) 1988+ 40A	 VW #141951253B	 VW #141951253B	Meyle #1009510001	
Fuel Injection Power Supply (K-Jetronic) AKA: Lambda Relay <i>[See notes on page 6]</i>	 VW #171906381 Audi #431951253C	 VW #7M0951253	Bosch #0332015006 NAPA: #ECH AR289	
Fuel Injection Power Supply (Digifant) AKA: Digifant Control Unit 40A	 VW #141951253B	 VW #141951253B	Meyle #1009510001	
Fuel Pump (K-Jetronic) 1980 - 1982	 VW #321906059C	 VW #321906059C	See K-Jetronic Guide for complete relay info	
Fuel Pump (K-Jetronic) 1983 - 1987	 VW #321906059D; 321906059E 24.3700.00 SJR	 VW #321906059F	See K-Jetronic Guide for complete relay info	
Fuel Pump (K-Jetronic)  1988 - 1989  1986 - 1993	 VW #321906059G TFK 275 144 KPR	 VW #321906059H	See K-Jetronic Guide for complete relay info	
Fuel Pump (Digifant) 1990 - 1993	 VW #191906383	 VW #191906383C	KAE #2.400.140 Kracker #14.0500.10 Febi-Bilstein #1282610 Wehrle #13204004	

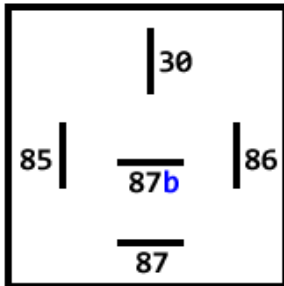
<p>Hot-start Pulse Control Unit (K-Jetronic)</p>	 VW #813906064	 VW #813906064	Wehrle #53201003	
<p>Idle Boost Valve Control Unit (K-Jetronic) 1984+</p>	 VW #811905343	 VW #811905343		
Ignition System				
<p>Load Reduction 1979 - 1982 AKA: X Circuit relay 40A</p>	 VW #171937503 SHO #899754	 VW #8D0951253A, 141951253B	Hella #4RA 931 210-01 Wehrle #22 200 106	
<p>Load Reduction 1983 - 1993 AKA: X Circuit relay 40A</p>	 VW #171937503A, 191937503 Kracker 11.0100.00 40A SJR	 VW #7M0951253A, 4H0951253		
<p>Starter Inhibitor Interlock Auto trans only 1990+</p>	 VW #191927181	 VW #3A0927181; 357927181A		

Function	Original VW Relay	Supersede VW Relay	Aftermarket Replacements	Pin Layout
Interior & Seats				
Heated Seats	 276 VW #443919533A	 276 VW #443919533A		
Seatbelt Warning 1980 - 1984	 4 VW #171919433 (buzzer)	  4 VW #321919433B (chime)	Supersede: VW #1H0919433A	
Seatbelt Warning 1985+	  4 VW #321919433B (chime)	  4 VW #321919433B (chime)	Supersede: VW #1H0919433A	
General Electrical & Conveniences				
Horns 40A	 53 VW #141951253B	 53 VW #141951253B	Meyle #1009510001	
Intermittent Wipers	 19 VW #321955531A	 99. VW #321955531A	KAE #3.200.110 Programmable: VW #357955531, 1HM955531A	
Power Top Control Unit	 79 VW #191927841	 79 VW #191927841		
Power Windows  40A	 53 VW #141951253B	 53 VW #141951253B	Meyle #1009510001	

Function	Original VW Relay	Supersede VW Relay	Aftermarket Replacements	Pin Layout
Transmission				
Shift Lock Control Unit Auto trans only 1990+	<div style="background-color: black; color: white; text-align: center; padding: 10px;">71</div> <div style="background-color: black; color: white; text-align: center; padding: 10px;">171</div> VW #191919185; 155919185	<div style="background-color: black; color: white; text-align: center; padding: 10px;">71</div> <div style="background-color: black; color: white; text-align: center; padding: 10px;">171</div> VW #191919185; 155919185		
Upshift Indicator Control Unit 1981 - 1987 Manual trans only	<div style="background-color: black; color: white; text-align: center; padding: 10px;">5</div> VW #171919091C	<div style="background-color: black; color: white; text-align: center; padding: 10px;">5</div> VW #171919091C		

Important notes about the K-Jetronic Lambda Fuel Injection Power Supply Relay

The relay **MUST** have the following pin layout:



The following relays are **WRONG**:

